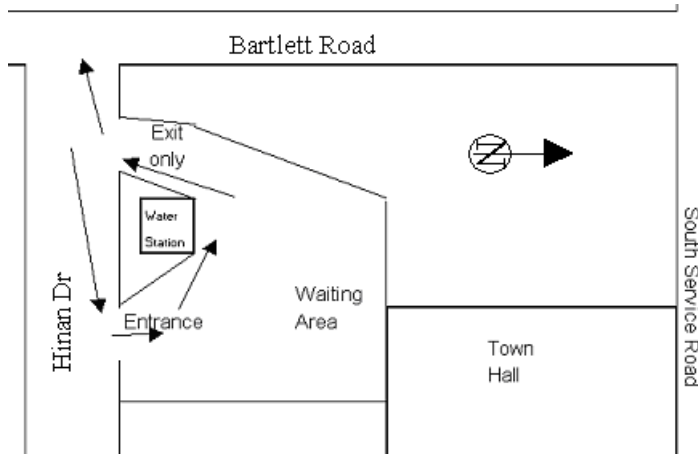



Water Filling Station

Effective Immediately, the Town's new Water Hauling Station is now open. We ask that all customers please only enter from the East entrance and exit at near the corner of Bartlett Road and Hinan Drive. A paved *Waiting Area* is available during periods of high customer usage; please do not park on the street.



Directions for Usage of the Station:

After you have positioned your truck either under the top feed or in a position to use the bottom feed hose, you will control your filling using the panels on the west side of the Station.



- 1) PRESS “#” Key to Begin
- 2) PRESS “B” Key to select VEH & enter your Vehicle Number
- 3) PRESS “#” Key – Then enter your Operator PIN Number
- 4) PRESS “C” Key to select PUMP – Press the “1” Key (This is default setting)
You can now press the “D” key for OK, credit balance will be displayed, and water will start dispensing to the pre-set max capacity for your vehicle or to your credit available (whichever is smallest amount)

OR

You can go to step 5 and pre-select your required amount

- 5) PRESS “*” Key to select PRE and then enter amount of water required in liters – Example 10,000
- 6) PRESS the “D” key for OK – Credit Balance will be briefly displayed & water will start dispensing to the requested amount, or to the system pre-set max capacity of your vehicle, or to your credit available (whichever is smallest amount)

Display will show amount actually dispensed, as water is flowing, in cubic meters (1.00 = one cubic meter = 1,000 liters)

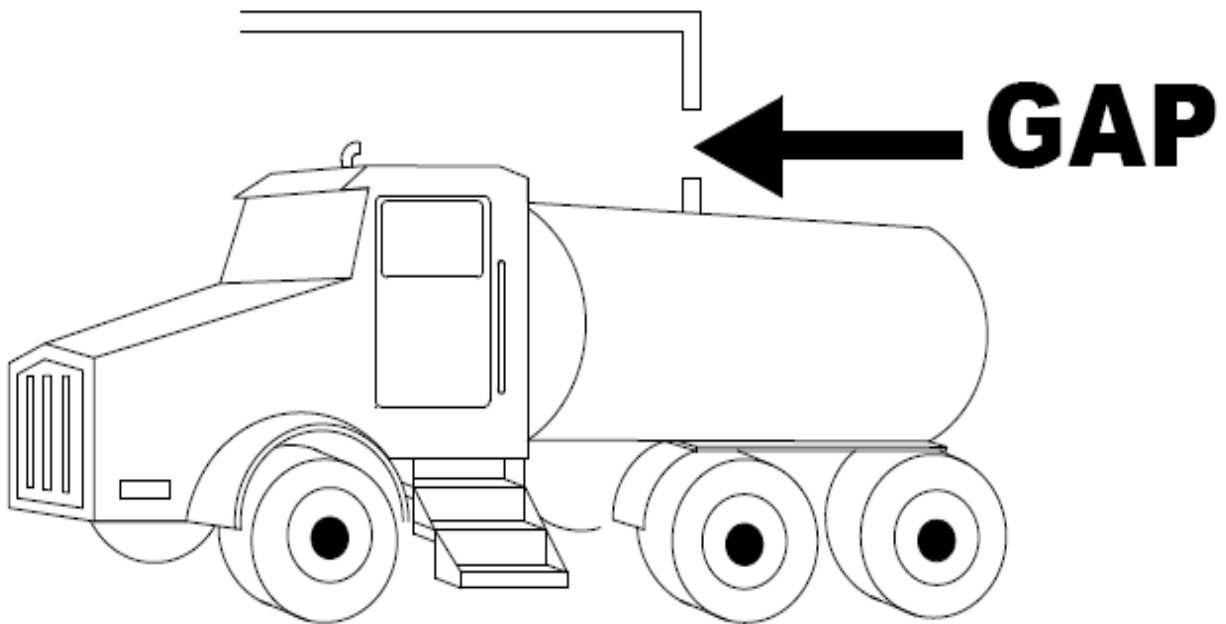
Note: total amount dispensed will stay on the screen at the end of the transaction.

PRESS RED STOP BUTTON AT ANY TIME TO STOP THE TRANSACTION

- 7) Top loading water haulers must ensure a physical air gap of 1’ (300mm) between the hose and the tank at all times. Connecting with rigid conduit is not permitted. Water privileges will be revoked if you are found in contravention of these requirements.

Attention **All Water Haulers**

Top loading tanks must ensure min. 1' (300mm) air gap between hose & tank at all times. No connecting of rigid conduit.



Should you have any questions/concerns using the station, please do not hesitate to contact the Department of Public Works at 905-563-8205.