


TOWN OF LINCOLN



2015 OPERATING BUDGET

FINAL

FEBRUARY 17, 2015



Table of Contents

1. Operating Budget Summary
 - Budget Summary
 - Legend of Operating Expenditure Descriptions
 - Levy Allocation Charts
 - 2015 Operating Revenues by Source
 - 2015 Operating Expenditures by Function
 - 2015 Operating Expenditures by Object

2. Departmental Budgets
 - Council
 - CAO
 - Corporate Services
 - Finance
 - Fire
 - Public Works
 - Community Services
 - Planning
 - Library

3. Financial Analysis
 - Tax Levy History Chart (2006 – 2015)

OPERATING BUDGET SUMMARY

TOWN OF LINCOLN**OPERATING FUND****2015 BUDGET**

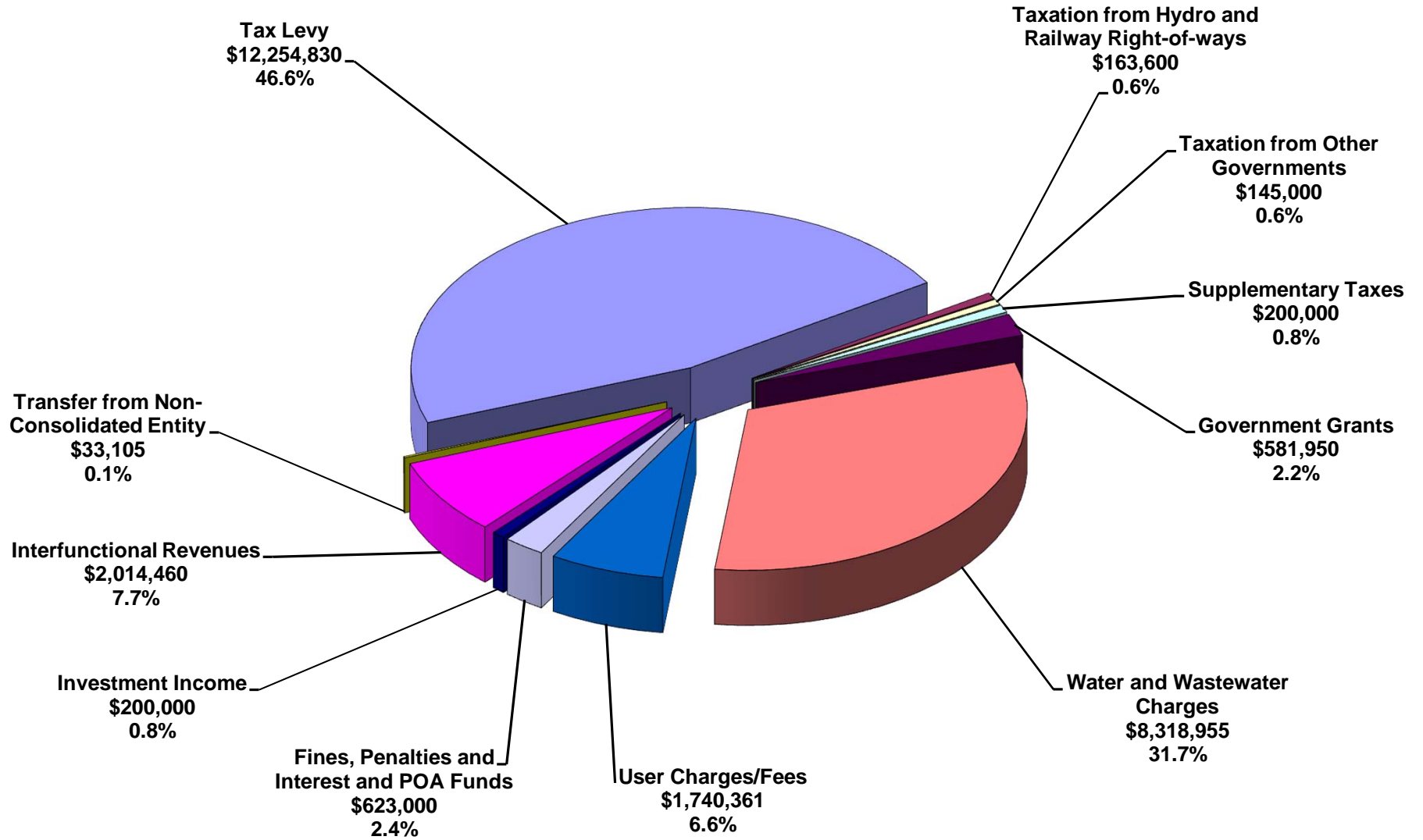
		2015 Budget	2014 Budget
Revenue			
Tax Levy	46.6%	\$12,254,830	\$11,708,982
Taxation from Hydro and Railway Right-of-ways	0.6%	\$163,600	\$161,505
Taxation from Other Governments	0.6%	\$145,000	\$145,000
Supplementary Taxes	0.8%	\$200,000	\$200,000
Government Grants	2.2%	\$581,950	\$698,230
Water and Wastewater Charges	31.7%	\$8,318,955	\$8,536,110
User Charges/Fees	6.6%	\$1,740,361	\$1,766,398
Fines, Penalties and Interest and POA Funds	2.4%	\$623,000	\$623,000
Investment Income	0.8%	\$200,000	\$200,000
Interfunctional Revenues	7.7%	\$2,014,460	\$2,040,419
Transfer from Non-Consolidated Entity	0.1%	\$33,105	\$35,066
	100.0%	<u>\$26,275,261</u>	<u>\$26,114,710</u>
Expenditures			
General Government	11.1%	\$2,437,595	\$2,493,979
Protection to Persons and Property	10.7%	\$2,353,038	\$2,269,773
Transportation Services	19.1%	\$4,206,598	\$4,292,828
Facilities and Equipment	4.5%	\$991,766	\$1,068,160
Environmental Services - Water and Wastewater	26.4%	\$5,822,915	\$6,723,809
Environmental Services - General	0.4%	\$77,445	\$78,279
Health Services	0.7%	\$164,426	\$199,042
Social and Family Services	0.5%	\$114,311	\$118,132
Recreation and Cultural Services	22.3%	\$4,921,612	\$4,760,455
Planning and Development	4.3%	\$952,786	\$1,117,786
	100.0%	<u>\$22,042,492</u>	<u>\$23,122,243</u>
Transfers to Capital		\$1,196,050	\$1,180,700
Transfers to Reserves - Water and Sewer		\$2,496,040	\$1,812,301
Transfers to(from) Reserves - General		\$540,679	-\$534
		<u>\$4,232,769</u>	<u>\$2,992,467</u>
Net Expenditures		<u>\$26,275,261</u>	<u>\$26,114,710</u>
Net Revenue/(Expenditures)		<u>\$0</u>	<u>\$0</u>

TOWN OF LINCOLN

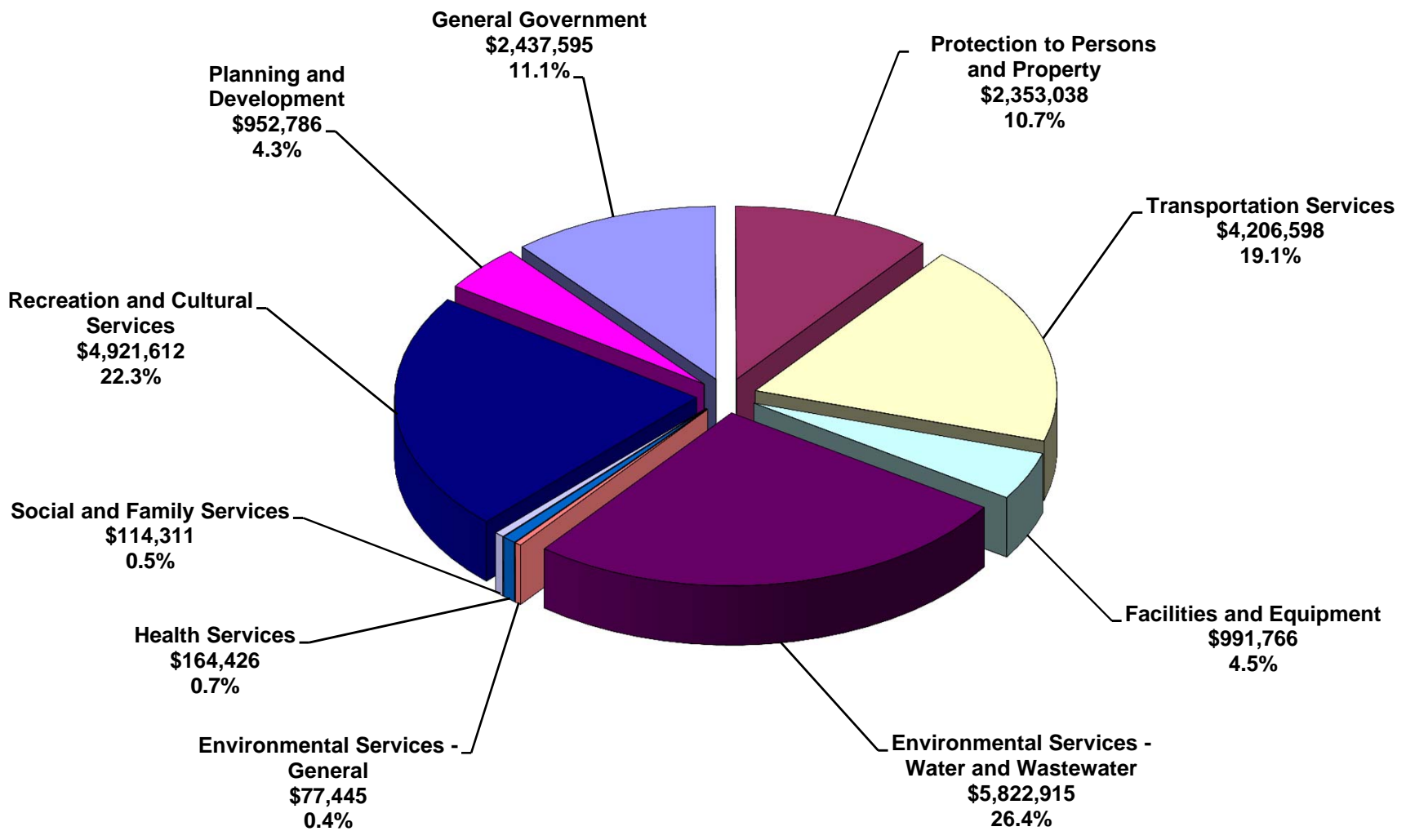
LEGEND OF OPERATING EXPENDITURE DESCRIPTIONS

<i>Expenditure Category</i>	<i>Department/Activities Included</i>
<i>General Government</i>	Council and CAO Corporate Services Finance Information Technology
<i>Protection to Persons and Property</i>	Fire and Rescue Services Protective Inspection and Control Emergency Measures
<i>Transportation Services</i>	Roadways Sidewalks Parking Streetlighting Facilities Vehicles and Equipment
<i>Environmental Services</i>	Wastewater Collection Systems Storm Sewer Systems Water Distribution Systems Garbage Collection/Disposal
<i>Health Services</i>	Public Health and Ambulance Services Cemeteries
<i>Social and Family Services</i>	Assistance to Aged Persons Child Care
<i>Recreation and Cultural Services</i>	Parks and Recreational Facilities Community Services Libraries Museums and Other Cultural Services
<i>Planning and Development</i>	Planning and Zoning Commercial and Industrial Development Residential Development Agriculture and Reforestation

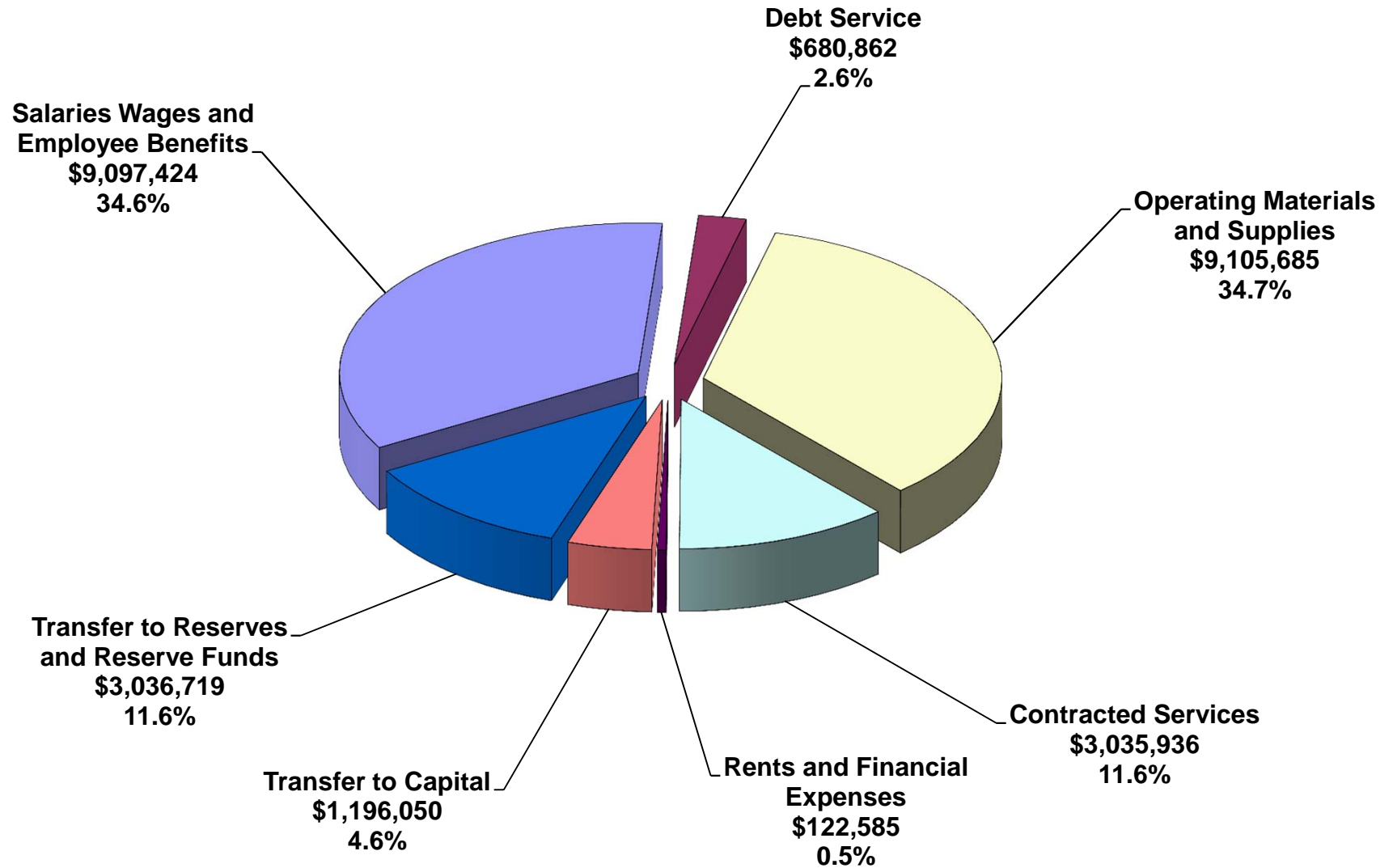
2015 Operating Revenue Budget



2015 Operating Expenditure Budget



2015 Operating Expenditures by Object



OPERATING BUDGET BY DEPT.

FINANCIAL ANALYSIS

Ten Year Levy History 2006 - 2015

